



MARIO ANDRETTI

Fastest Seat in Sports Two-Seater

HONDA



JOSEF NEWGARDEN

Team Penske



464.9250

POINTS: 182 (1st)

@josefnewgarden



HELIO CASTRONEVES

Team Penske



466.8250

POINTS: 9 (27th)

@h3lio



MATHEUS LEIST

A.J. Foyt Enterprises



463.0125

POINTS: 78 (16th)

@MatheusLeist



JAMES HINCHCLIFFE

Arrow Schmidt Peterson Motorsports



469.4375

POINTS: 107 (10th)

@hinchtown



MARCUS ERICSSON (R)

Arrow Schmidt Peterson Motorsports



464.4825

POINTS: 67 (20th)

@Ericsson\_Marcus



SCOTT DIXON

Chip Ganassi Racing



456.6500

POINTS: 176 (2nd)

@scottdixon9



FELIX ROSENQVIST (R)

Chip Ganassi Racing



467.0375

POINTS: 106 (11th)

@FRosenqvist



WILL POWER

Team Penske



466.2125

POINTS: 119 (6th)

@12willpower



TONY KANAAN

A.J. Foyt Enterprises



467.0750

POINTS: 66 (22nd)

@tonykanaan



GRAHAM RAHAL

Rahal Letterman Lanigan Racing



466.9125

POINTS: 113 (7th)

@grahamrahal



SEBASTIEN BOURDAIS

Dale Coyne Racing with Vasser-Sullivan



463.6000

POINTS: 111 (8th)

@bourdaisontrack



SANTINO FERRUCCI (R)

Dale Coyne Racing



467.2000

POINTS: 76 (18th)

@SantinoFerrucci



ED CARPENTER

Ed Carpenter Racing



469.1125

POINTS: 0 (28th)

@edcarpenter20



SPENCER PIGOT

Ed Carpenter Racing



469.9250

POINTS: 83 (15th)

@spencerpigot



SIMON PAGENAUD

Team Penske



463.8875

POINTS: 138 (4th)

@simonpagenaud



CHARLIE KIMBALL

Carlin



458.1000

POINTS: 13 (25th)

@charliekimball



SAGE KARAM

Dreyer & Reinbold Racing



461.0125

POINTS: 0 (32nd)

@SageKaram



CONOR DALY

Andretti Autosport



462.4000

POINTS: 0 (29th)

@ConorDaly22



ZACH VEACH

Andretti Autosport



467.4000

POINTS: 73 (19th)

@ZachVeach



ALEXANDER ROSSI

Andretti Autosport



469.1375

POINTS: 146 (3rd)

@alexandrossi



RYAN HUNTER-REAY

Andretti Autosport



469.3000

POINTS: 109 (9th)

@ryanhunterreay



TAKUMA SATO

Rahal Letterman Lanigan Racing



468.2625

POINTS: 132 (5th)

@takumasatocracer



KYLE KAISER

Juncos Racing



461.9375

POINTS: 12 (26th)

@KyleKRacing



JAMES DAVISON

Dale Coyne Racing with Byrd & Belardi



466.7375

POINTS: 0 (30th)

@JD33Davison



PIPPA MANN

Clauson-Marshall Racing



456.3750

POINTS: 0 (34th)

@PippaMann



JORDAN KING (R)

Rahal Letterman Lanigan Racing



466.3125

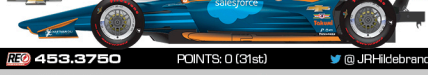
POINTS: 0 (33rd)

@42jordanking



JR HILDEBRAND

Dreyer & Reinbold Racing



453.3750

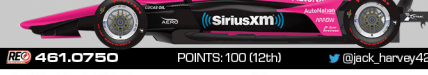
POINTS: 0 (31st)

@JRHildebrand



JACK HARVEY

Meyer Shank Racing with Arrow SPM



461.0750

POINTS: 106 (12th)

@jack\_harvey42



ED JONES

Ed Carpenter Racing



467.7125

POINTS: 78 (17th)

@EdJonesracing



ORIOL SERVIA

MotorGP Shogun Racing w/Arrow



462.7875

POINTS: 0 (35th)

@OriolServia



BEN HANLEY (R)

DragonSpeed



465.6500

POINTS: 21 (24th)

@berhanley85



COLTON HERTA (R)

Harding Steinbrenner Racing



463.2875

POINTS: 95 (13th)

@ColtonHerta



MARCO ANDRETTI

Andretti Herta with Marco & Curb-Agajanian



468.4875

POINTS: 95 (14th)

@marcoandretti

LISTEN LIVE ON ADVANCE AUTO PARTS INDYCAR RADIO NETWORK:

Sirius 82, XM 209 or your local affiliate.



FOLLOW US IN 2019 ON INDYCAR.COM AND:

twitter.com/indycar facebook.com/indycar Instagram.com/indycar

TRACK LENGTH: 2.5-MILE OVAL | LAPS: 200 | DISTANCE: 500 MILES

INDIANAPOLIS 500 WINNER / (R): ROOKIE OF THE YEAR CONTENDER / SCANNER FREQUENCIES PROVIDED BY: RE3 / ALL CARS: eclaira Firestone

# LED DISPLAY PANELS:



## POSITION: RED

Primary display, showing the car's position in the running order. Blinks when the position has changed from previous lap.

Example: Car is running in P10.



## PIT STOP TIMER: GREEN


Display shows a running clock during a pit stop in seconds.

Example: 7.9-second pit stop.

# 2019 SCHEDULE

All times eastern. Schedule subject to change.

STREETS OF ST. PETERSBURG WINNER: JOSEF NEWGARDEN	CIRCUIT OF THE AMERICAS WINNER: COLTON HERTZ	BARBER MOTORSPORTS PARK WINNER: TAKUMA SATO
STREETS OF LONG BEACH WINNER: ALEXANDER ROSSI	IMS (ROAD COURSE) WINNER: SIMON PAGENAUD	MAY 26, 11:00AM (OVAL) INDIANAPOLIS 500
JUNE 1, 3:00PM (RACE 1) THE RACEWAY AT BELLE ISLE PARK	JUNE 2, 3:00PM (RACE 2) THE RACEWAY AT BELLE ISLE PARK	JUNE 8, 8:00PM TEXAS MOTOR SPEEDWAY
JUNE 23, 12:00PM ROAD AMERICA	JULY 14, 3:00PM STREETS OF TORONTO	JULY 20, 7:00PM IOWA SPEEDWAY
JULY 28, 3:00PM MID-UNITED SPORTS CAR COURSE	AUGUST 18, 2:00PM POCONO RACEWAY	AUGUST 24, 8:00PM WORLDWIDE TECHNOLOGY RACEWAY
SEPTEMBER 1, 3:00PM PORTLAND INTERNATIONAL RACEWAY	SEPTEMBER 22, 2:30PM WEATHERTECH RACEWAY LAGUNA SECA	



DOWNLOAD  
**INDYCAR  
MOBILE**

POWERED BY **NTT DATA**

**NOW AVAILABLE TO  
INDYCAR FANS  
WORLDWIDE**

- Live Timing & Scoring
- Live Audio
- Live In-Car Cameras



**FANTASY  
CHALLENGE**  
DRIVEN BY **Firestone**

**GET IN  
THE GAME!**

**FANTASY.INDYCAR.COM**



**Firestone** | **FAST FACT**

Firestone will supply approximately 6,000 race tires for on-track activities related to this year's 103rd Running™ of the Indianapolis 500®, which includes testing, practice, qualifying, and the race. The 2019 Firehawk Indy 500 tires feature a new left-side compound and a new right-side construction and compound. These changes, which provide improved grip in a variety of racing conditions, earned the Firestone Race Tire Engineering team the 53rd annual Louis Schwitzer Award for Engineering Excellence.

**#INDYCAR | #INDY500 | #THISISMAY**